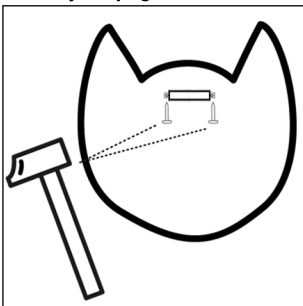

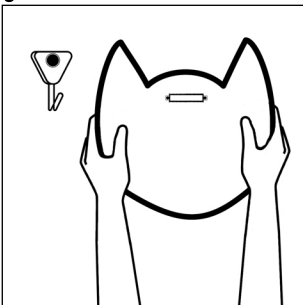



### How to attach your hook behind your pegboard ?



Put your hook at the back of your pegboard between two rows of holes then drive your nails with your hammer.

### How to hook your pegboard on the wall ?



Fix a wall hook (not provided) with a nail and an hammer.  
Once it's attached on the wall, slip the hook behind your pegboard on the wall hook ( as a photo frame).  
You can also hook your pegboard with wallplugs for more strenght.

Find more explanations on our website :  
<http://littleanana.com/tuto-accrocher-son-pegboard/>

SHARE YOUR CREATIONS  
#LITTLEANANA

 @littleananaeshop

 @littleanana